


8. Replace Flash-Generator


Disassembly Flash-Generator / Blitzgenerator ausbauen




Disconnect the three cable and the ribbon-cable /
die drei Stecker und das Flachbandkabel ausziehen




remove the two screws and open the housing /
die zwei Schrauben entfernen und das Gehäuse öffnen



disconnect the two connectors /
die beiden Anschlüsse ausstecken




loosen the three clip fasteners /
die vier Clippverschlüsse lösen




8. Replace Flash-Generator

Assembly Flash-Generator / Blitzgenerator einbauen

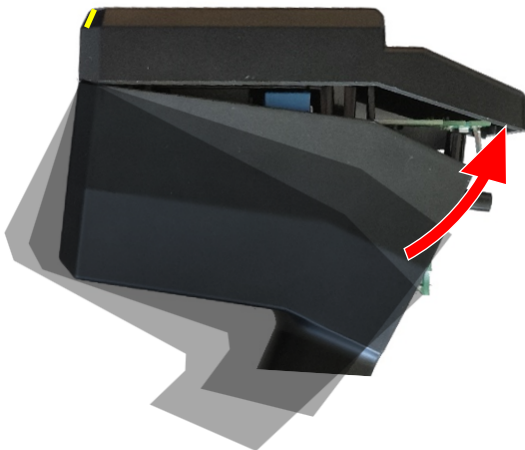
press the Flash-generator into the three clips /
Blitzgenerator in die drei Clips pressen



plug in the two cables /
beide Kabel einstecken



close the housing and press the front part together until "click" /
Gehäuse schliessen und Vorderseite zusammendrücken bis zum "click"



re-assemble the two screws /
die zwei Schrauben wieder montieren



reconnect the three cable and the ribbon-cable /
die drei Stecker und das Flachbandkabel einstecken

