

coatmaster Flex - local server V5.1 Direct connection



Coupling Flex to local-server

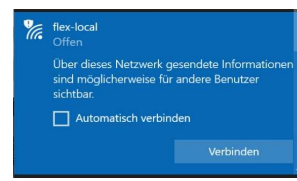


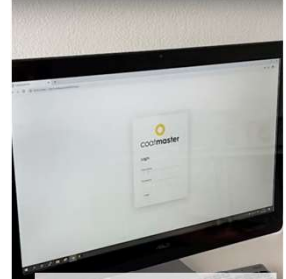
1. Connecting power	2. Power-on server	3. Select server wifi	4. Select local-server	5. Enter license/password	
		 <p>flex-local</p>	 <p>local server</p>	 <p>Lic: hkeqex Pw: oxjzbe</p>	

Scope of delivery

- Local-Server
- Wi-Fi-Antenna
- Power-Supply
- Power-Cord



Accessing Measurement-Data

1. Connecting to server over Wi-Fi or LAN*	2. Access IP-Address with internet-browser	3. Enter license/password	4. Visualize & export data
 	 <p>Wi-Fi: 10.10.0.1:9080 LAN: 192.168.10.146:9080</p>	 <p>Username: hkeqex Password: oxjzbe</p>	